

Electric Strikes

Fail Locked 4108 

Fail Unlocked 4308 

4 Series
Commercial Grade 2
Centerline Latch Entry



In or Out...we make it Easy!™

Dimensions
1-7/16" x 7-15/16"



Features & Benefits

- Accommodates 3/4" latch projection. (Pullman design not included.)
- Enlarged latch cavity width allows compatibility with cylindrical, narrowline aluminum and centerline mortise locks (including 3-piece anti-friction type) and mortise exit devices.
- 1-1/2" cut-out depth of accommodates most aluminum and wood frame profiles.
- Use with wide range of door thicknesses (1-3/8" to 2-3/8").
- AC/DC input acceptable for all fail locked models. Fail unlocked mode requires DC.
- Fully reversible for right or left-hand doors.
- Standard mounting tabs and fasteners included.

4108/4308

RCI's 4 series electric strikes have earned their reputation as a durable, reliable and economical means of controlling access.

The 4 series "08" faceplate was designed for aluminum or wood frames where a 1-7/16" x 7-15/16" prep is required. Deadlocking is ensured with generous clearance on lip bracket/ramp design.

Crossed wires are never a problem as the coil is not polarity-conscious.

Highlights

- UL1034 Burglary-resistant
- Non-handed
- Modular design
- Stainless steel faceplate
- 3-year limited warranty

Applications

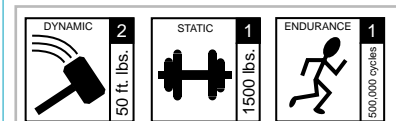
- Commercial Centers
- Industrial Buildings
- Health Care Institutions
- Retail Outlets
- Educational Facilities
- Office Complexes

Optional Mounting Accessories

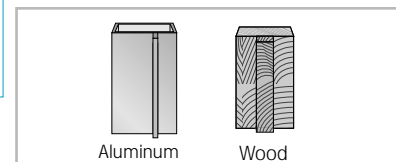
- LEK – Lip extension kit for retrofit (specify 1", 2" or 3")
- MSK10 – 1/16" mounting spacer for added latch depth
- MSK11 – 1/8" mounting spacer for added latch depth

Options

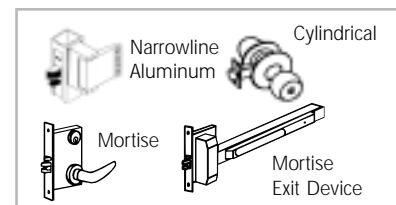
Special Finishes..... 3, 32, 4, 10, 10B



UL
Grade
Level



Door
Frame
Type



Door
Lock
Type

Specifications

Fail Locked **4108** 

Fail Unlocked **4308** 



In or Out...we make it Easy![™]

NOTE: Not to scale. Specifications are subject to change without notice.

Specifications								
Model	Mode	Code	Voltage	Current	Duty	Sound	Amps	Ohms
4108	Fail Locked	01	11-16V	AC	Intermittent	Buzz	0.50/0.70	16
4108	Fail Locked	05	12V	AC	Intermittent	Buzz	0.15	61
			12V	DC	Continuous	Silent	0.20	61
4108	Fail Locked	08	24V	AC	Intermittent	Buzz	0.07	215
			24V	DC	Continuous	Silent	0.11	215
4308	Fail Unlocked	06	12V	DC	Continuous	Silent	0.20	61
4308	Fail Unlocked	09	24V	DC	Continuous	Silent	0.11	215

Fail Locked = Fail Secure = PUL
Fail Unlocked = Fail Safe = PL

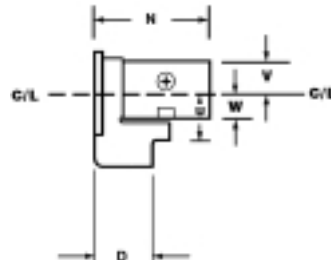
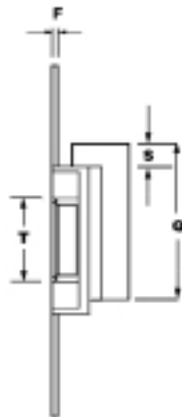
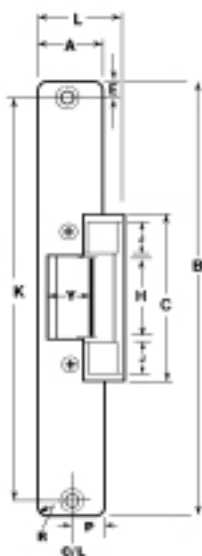
AC = Alternating Current
DC = Direct Current

Intermittent Duty = Energized less than 1 min.
Continuous Duty = Energized 1 min. or more

Duty Ratio 1:5

Certifications/Listings
UL 1034 BURGLARY-RESISTANT, ANSI/BHMA: E09321, NEW YORK CITY MEA: 404-91-M

Profiles																				
MEASUREMENT	A	B	C	D	E	F	H	J	K	L	N	P	Q	R	S	T	U	V	W	Y
FRACTIONAL INCHES	1-7/16	7-15/16	3-3/8	7/8	1/4	1/8	1-3/4	5/8	7-7/16	1-3/4	1-1/2	23/32	4	5/32	1/4	1-7/8	11/16	3/8	1/2	3/4
DECIMAL INCHES	1.438	7.938	3.375	.875	.250	.125	1.750	.625	7.438	1.750	1.500	.720	4.000	.160	.250	1.875	.716	.375	.500	.750
METRIC mm	36.50	201.60	85.70	22.20	6.350	3.00	44.50	15.88	188.90	44.50	38.10	18.29	100.00	4.00	6.35	47.50	18.20	9.00	12.00	19.05



RCI also offers a complete line of Electromagnetic Locks, Electric Locks, Power Supplies, Switches, Keypads & Readers, Exit Devices, Systems, Doors & Hardware.

