

Electric Strikes

Fail Locked **4114** 

Fail Unlocked **4314** 

4 Series
Commercial Grade 2
Centerline Latch Entry



In or Out...we make it Easy!™

Dimensions
1-1/4" x 4-7/8"



Features & Benefits

- ANSI-size faceplate (1-1/4" x 4-7/8")
- Accommodates 3/4" latch projection. (Pullman design not included.)
- Enlarged latch cavity width allows compatibility with cylindrical locks, narrowline aluminum and centerline mortise locks (including 3-piece anti-friction type) and exit mortise devices.
- 1-1/2" cut-out depth of accommodates most steel frame profiles.
- Use with wide range of door thicknesses (1-3/8" to 2-3/8").
- AC/DC input acceptable for all fail locked models. Fail unlocked mode requires DC.
- Fully reversible for right or left-hand doors.
- Standard mounting tabs and fasteners included.

Optional Mounting Accessories

- LEK – Lip extension kit for retrofit (specify 1", 2" or 3")
- FPJ30 – Frame prep jig
- MSK10 – 1/16" mounting spacer for added latch depth
- MSK11 – 1/8" mounting spacer for added latch depth
- BXES2 – Weldable box

4114/4314

RCI's 4 series electric strikes have earned their reputation as a durable, reliable and economical means of controlling access.

The 4 series "14" faceplate was designed for hollow metal frames with an ANSI 1-1/4" x 4-7/8" prep. Deadlocking is ensured with generous clearance on lip bracket/ramp design.


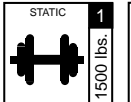

Crossed wires are never a problem, as the coil is not polarity-conscious.

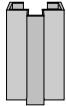
Highlights




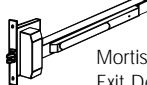
- UL1034 Burglary-resistant
- Non-handed
- Modular design
- Stainless steel faceplate standard (32D)
- 3-year limited warranty

Applications

- Commercial Centers
- Industrial Buildings
- Educational Facilities
- Retail Outlets
- Health Care Institutions
- Office Complexes

 DYNAMIC 50 ft. lbs. 2	 STATIC 1500 lbs. 1	 ENDURANCE 500,000 cycles 1	UL Grade Level
---	--	--	----------------------

 Hollow Metal	Door Frame Type
--	-----------------------

 Narrowline Aluminum	 Cylindrical	Door Lock Type
 Mortise	 Mortise Exit Device	

Options

Special Finishes 3, 32, 4, 10, 10B

Specifications

Fail Locked **4114** 

Fail Unlocked **4314** 



In or Out...we make it Easy!™

NOTE: Not to scale. Specifications are subject to change without notice.

Specifications								
Model	Mode	Code	Voltage	Current	Duty	Sound	Amps	Ohms
4114	Fail Locked	01	11-16V	AC	Intermittent	Buzz	0.50/0.70	16
4114	Fail Locked	05	12V	AC	Intermittent	Buzz	0.15	61
			12V	DC	Continuous	Silent	0.20	61
4114	Fail Locked	08	24V	AC	Intermittent	Buzz	0.07	215
			24V	DC	Continuous	Silent	0.11	215
4314	Fail Unlocked	06	12V	DC	Continuous	Silent	0.20	61
4314	Fail Unlocked	09	24V	DC	Continuous	Silent	0.11	215

Fail Locked = Fail Secure = PUL
Fail Unlocked = Fail Safe = PL

AC = Alternating Current
DC = Direct Current

Intermittent Duty = Energized less than 1 min.
Continuous Duty = Energized 1 min. or more

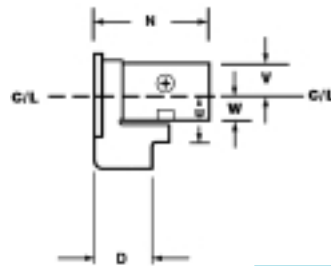
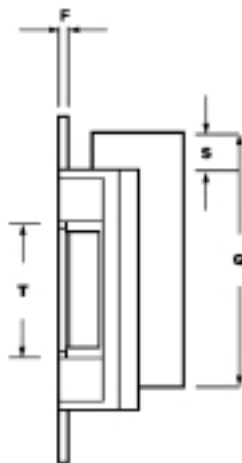
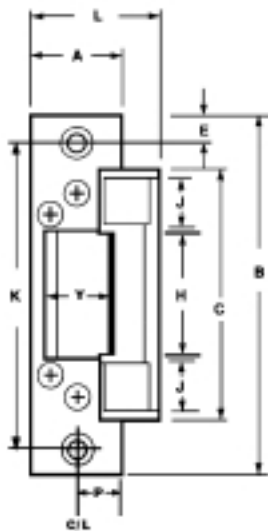
Duty Ratio 1:5

Certifications/Listings

UL 1034 BURGLARY-RESISTANT, ANSI/BHMA: E09321, NEW YORK CITY MEA: 404-91-M

Profiles

MEASUREMENT	A	B	C	D	E	F	H	J	K	L	N	P	Q	S	T	U	V	W	Y
FRACTIONAL INCHES	1-1/4	4-7/8	3-3/8	7/8	3/8	1/8	1-3/4	5/8	4-1/8	1-3/4	1-1/2	5/8	4	1/4	1-7/8	11/16	3/8	1/2	3/4
DECIMAL INCHES	1.250	4.875	3.375	.875	.375	.125	1.750	.625	4.125	1.750	1.500	.625	4.000	.250	1.875	.716	.375	.500	.750
METRIC mm	31.75	123.80	85.70	22.20	9.50	3.00	44.50	15.88	105.00	44.50	38.10	15.88	100.00	6.35	47.50	18.20	9.00	12.00	19.05



RCI also offers a complete line of Electromagnetic Locks, Electric Locks, Power Supplies, Switches, Keypads & Readers, Exit Devices, Systems, Doors & Hardware.

