

Electric Strikes

Fail Locked **4119** 

Fail Unlocked **4319** 

4 Series
Commercial Grade 2
Centerline Latch Entry



In or Out...we make it Easy!™

Dimensions
1-3/8" x 9"



Features & Benefits

- Accommodates 3/4" latch projection. (Pullman design not included.)
- Enlarged latch cavity width allows compatibility with cylindrical locks, narrowline aluminum and centerline mortise locks (including 3-piece anti-friction type) and mortise exit devices.
- 1-1/2" cut-out depth accommodates most hollow metal and wood frame profiles.
- Use with wide range of door thicknesses (1-3/8" to 2-3/8").
- AC/DC input acceptable for all fail locked models. Fail unlocked mode requires DC.
- Fully reversible for right or left-hand doors.
- Standard mounting tabs and fasteners included.

4119/4319

RCI's 4 series electric strikes have earned their reputation as a durable, reliable and economical means of controlling access.

The 4 series "19" faceplate was designed for wood or hollow metal frames where a 1-3/8" x 9" prep is required. Deadlocking is ensured with generous clearance on lip/ramp design.

Crossed wires are never a problem, as the coil is not polarity-conscious.

Highlights

- UL1034 Burglary-resistant
- Non-handed
- Modular design
- Stainless steel faceplate standard (32D)
- 3-year limited warranty

Applications


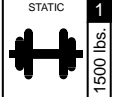

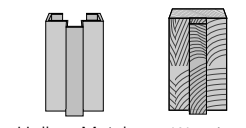
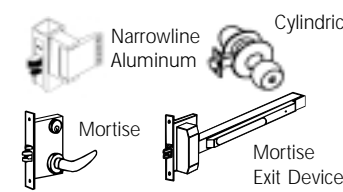
- Commercial Centers
- Industrial Buildings
- Educational Facilities
- Retail Outlets
- Health Care Institutions
- Office Complexes

Optional Mounting Accessories

MSK10 – 1/16" mounting spacer for added latch depth
MSK11 – 1/8" mounting spacer for added latch depth
LEK – lip extension kit for retrofit (specify 1", 2" or 3")

Options

Special Finishes 3, 32, 4, 10, 10B

			UL Grade Level
			Door Frame Type
			Door Lock Type



In or Out...we make it Easy!™

NOTE: Not to scale. Specifications are subject to change without notice.

Specifications								
Model	Mode	Code	Voltage	Current	Duty	Sound	Amps	Ohms
4119	Fail Locked	01	11-16V	AC	Intermittent	Buzz	0.50/0.70	16
4119	Fail Locked	05	12V	AC	Intermittent	Buzz	0.15	61
			12V	DC	Continuous	Silent	0.20	61
4119	Fail Locked	08	24V	AC	Intermittent	Buzz	0.07	215
			24V	DC	Continuous	Silent	0.11	215
4319	Fail Unlocked	06	12V	DC	Continuous	Silent	0.20	61
4319	Fail Unlocked	09	24V	DC	Continuous	Silent	0.11	215

Fail Locked = Fail Secure = PUL
Fail Unlocked = Fail Safe = PL

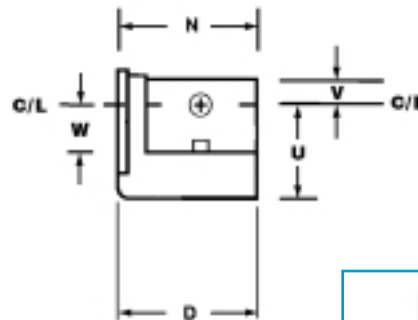
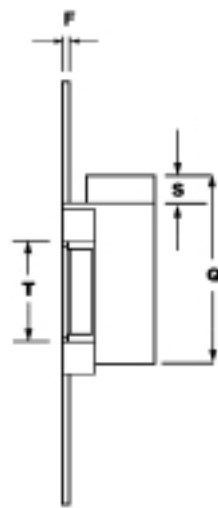
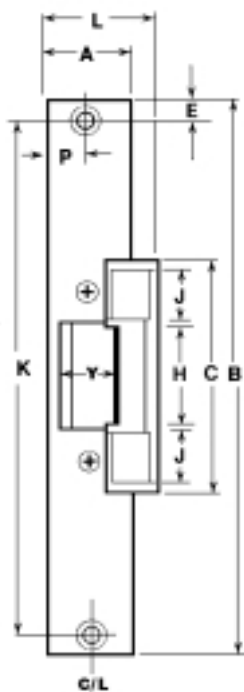
AC = Alternating Current
DC = Direct Current

Intermittent Duty = Energized less than 1 min.
Continuous Duty = Energized 1 min. or more

Duty Ratio 1:5

Certifications/Listings
UL 1034 BURGLARY-RESISTANT, ANSI/BHMA: E09321, NEW YORK CITY MEA: 404-91-M

Profiles																			
MEASUREMENT	A	B	C	D	E	F	H	J	K	L	N	P	Q	S	T	U	V	W	Y
FRACTIONAL INCHES	1-3/8	9	3-3/4	1-1/2	5/16	5/32	1-7/8	3/4	8-3/8	1-53/64	1-1/2	11/16	4	1/4	1-7/8	1-1/8	3/8	1/2	3/4
DECIMAL INCHES	1.375	9.00	3.750	1.500	.312	.156	1.875	.750	8.375	1.828	1.500	.690	4.000	.250	1.875	1.125	.375	.500	.750
METRIC mm	35.00	229.00	95.00	38.00	8.00	4.00	47.50	19.05	213.00	46.50	38.10	17.50	100.00	6.35	47.50	28.50	9.00	12.00	19.05



RCI also offers a complete line of Electromagnetic Locks, Electric Locks, Power Supplies, Switches, Keypads & Readers, Exit Devices, Systems, Doors & Hardware

