

Electric Strikes

Fail Locked **7104** 

Fail Unlocked **7304** 

7 Series Adjustable
Commercial Grade 3
Centerline Latch Entry



In or Out...we make it Easy!™

Dimensions
1-1/4" x 4-7/8"



Features & Benefits

- ANSI-size faceplate (1-1/4" x 4-7/8")
- Accommodates 5/8" latch projection.* (Pullman design not included.)
- Enlarged latch cavity width allows compatibility with cylindrical, narrowline aluminum and mortise locksets* (including 3-piece anti-friction type).
- Cut-out depth of 1-1/2" accommodates most aluminum and wood frames.
- Use with wide range of door thicknesses (1-3/8" to 2-3/8").
- AC/DC input acceptable for all fail locked models. Fail unlocked mode requires DC.
- Fully reversible for right or left-hand doors.
- Standard mounting tabs and fasteners included.

7104/7304

RCI's 7 series electric strikes allow installers to adjust the strike pivot horizontally for precise alignment.

The 7 series "04" faceplate was designed for aluminum frames where an ANSI size 1-1/4" x 4-7/8" prep is required. Deadlocking is ensured with generous clearance on lip bracket/ramp design.

Crossed wires are never a problem, as the coil is not polarity-conscious.

Highlights

- Horizontal adjustment
- UL1034 Burglary-resistant
- Non-handed
- Modular design
- Stainless steel faceplate standard (32D)
- 3-year limited warranty

Applications


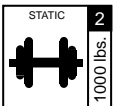
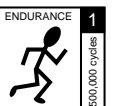
- Commercial Centers
- Industrial Buildings
- Educational Facilities
- Retail Outlets
- Health Care Facilities
- Office Complexes


Optional Mounting Accessories




7TPK – Tamperproof spannerhead screws with driver for adjustable keeper
LEK – Lip extension kit for retrofit (specify 1", 2" or 3")
FPJ30 – Frame prep jig
*MSK10 – 1/16" mounting spacer for added latch depth (up to 11/16")
*MSK11 – 1/8" mounting spacer for added latch depth (up to 3/4") specify this spacer for use with mortise locks.

Options

Special Finishes 3, 32, 4, 10, 10B

 DYNAMIC 3 33 ft. lbs.	 STATIC 2 1000 lbs.	 ENDURANCE 1 500,000 cycles	UL Grade Level
--	---	---	----------------------

 Aluminum	 Wood	Door Frame Type
--	--	-----------------------

 Mortise*	 Cylindrical	Door Lock Type
 Narrowline Aluminum		

Specifications

Fail Locked **7104** 

Fail Unlocked **7304** 



In or Out...we make it Easy!™

NOTE: Not to scale. Specifications are subject to change without notice.

Specifications								
Model	Mode	Code	Voltage	Current	Duty	Sound	Amps	Ohms
7104	Fail Locked	01	11-16V	AC	Intermittent	Buzz	0.65/1.00	12
7104	Fail Locked	04	12V	AC	Intermittent	Buzz	0.50	17
7104	Fail Locked	05D	12V	DC	Continuous	Silent	0.28	43
7104	Fail Locked	07	24V	AC	Intermittent	Buzz	0.50	41
7104	Fail Locked	08D	24V	DC	Continuous	Silent	0.15	160
7304	Fail Unlocked	06	12V	DC	Continuous	Silent	0.24	51
7304	Fail Unlocked	09	24V	DC	Continuous	Silent	0.15	160

Fail Locked = Fail Secure = PUL
Fail Unlocked = Fail Safe = PL

AC = Alternating Current
DC = Direct Current

Intermittent Duty = Energized less than 1 min.
Continuous Duty = Energized 1 min. or more

Duty Ratio 1:5

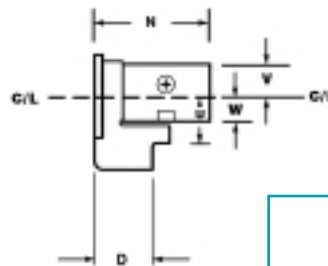
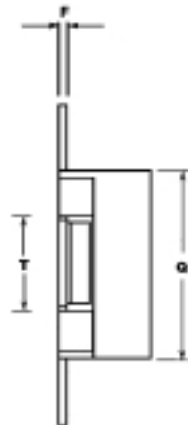
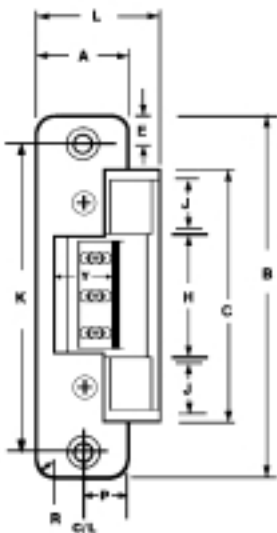
Certifications/Listings

UL 1034 BURGLARY-RESISTANT, ANSI/BHMA: E09321, NEW YORK CITY MEA: 404-91-M

Profiles

MEASUREMENT	A	B	C	D	E	F	H	J	K	L	N	P	Q	R	T	U	V	W	Y
FRACTIONAL INCHES	1-1/4	4-7/8	3-3/8	7/8	3/8	1/8	1-3/4	5/8	4-1/8	1-3/4	1-1/2	5/8	3	5/32	1-7/8	11/16	3/8	1/2	7/8
DECIMAL INCHES	1.250	4.875	3.375	.875	.375	.125	1.750	.625	4.125	1.750	1.500	.625	3.000	.160	1.875	.716	.375	.500	.875
METRIC mm	31.75	123.80	85.70	22.20	9.50	3.00	44.50	15.88	105.00	44.50	38.10	15.88	76.20	4.00	47.50	18.20	9.00	12.00	22.20

NOTE: The 7 series pivot is adjustable after installation (up to 1/8").



RCI also offers a complete line of Electromagnetic Locks, Electric Locks, Power Supplies, Switches, Keypads & Readers, Exit Devices, Systems, Doors & Hardware.

